



SPONSOR



WORK AND TRAVEL
TEMPORADA 2023-2024



SPONSOR:

**EDUCATIONAL
RESOURCE
DEVELOPMENT TRUST
(ERDT)**

INFORMATION



2601 Ocean Park Blvd. Ste 322 Santa Monica, CA 90405



Web: <https://erdtworkandtravel.org/>



Email: emily@erdtworkandtravel.org



TOLL-FREE: +1-424-259-1192

I-94

SE DEBE REALIZAR DENTRO DE LOS 3 DÍAS DE HABER LLEGADO A LOS ESTADOS UNIDOS DE AMÉRICA.

LINK: <https://i94.cbp.dhs.gov/I94#/recent-search>

Get Most Recent I-94

Get your most recent I-94 form to prove your legal visitor status in the United States (available going back to 1983 for most classes of admission, (or parole), and indefinitely) for certain classes, such as diplomats and those admitted under the Compacts of Free Association.)

Enter Traveler Info | Most Recent I-94 Results

Enter Your Traveler Info

Note: The info returned may not reflect applications submitted to or benefits received by U.S. Citizenship and Immigration Services or Immigration and Customs Enforcement.

* First (Given) Name :

* Last (Family) Name/Surname :

* Birth Date : Day Month Year


* Document Number :

* Country Of Citizenship :

[Cancel](#) [NEXT >](#)

Proceed to your most recent I-94

Sample Passport




Enter all information exactly as it appears on your travel documentation you used to enter the U.S.
Enlarge the image to see more detail.

Privacy Notice

CBP will retain the information you submit when attempting to access your records through this website for 3 months...
[Read Full Privacy Notice](#)

INTRANET


LINK: [HTTPS://ERDT.HANOVERCRM.COM/](https://ERDT.HANOVERCRM.COM/)



ERDT
work and travel program

Sign in to your account

Email Address

Password 

SIGN IN

[FORGOT PASSWORD](#) [SIGN UP](#)

ARRIVAL CHECK IN

Se debe validar la información en el sistema del Sponsor dentro de los 5 primeros días de haber llegado a los Estados Unidos.
El arrival Check In activará la tarjeta de asistencia médica.

LINK: [HTTPS://ERDTWORKANDTRAVEL.ORG/VALIDATE-SEVIS](https://erdworkandtravel.org/validate-sevis)



[Log Into My Account](#)

[SEVIS Step 1 and 2](#)

[SEVIS Step 1 \(Check In\)](#)

[SEVIS Step 2 \(Post-Arrival Orientation\)](#)

SEVIS Step 1 (Check In): Complete Arrival Information in your Online Application within 24 hours after arrival.

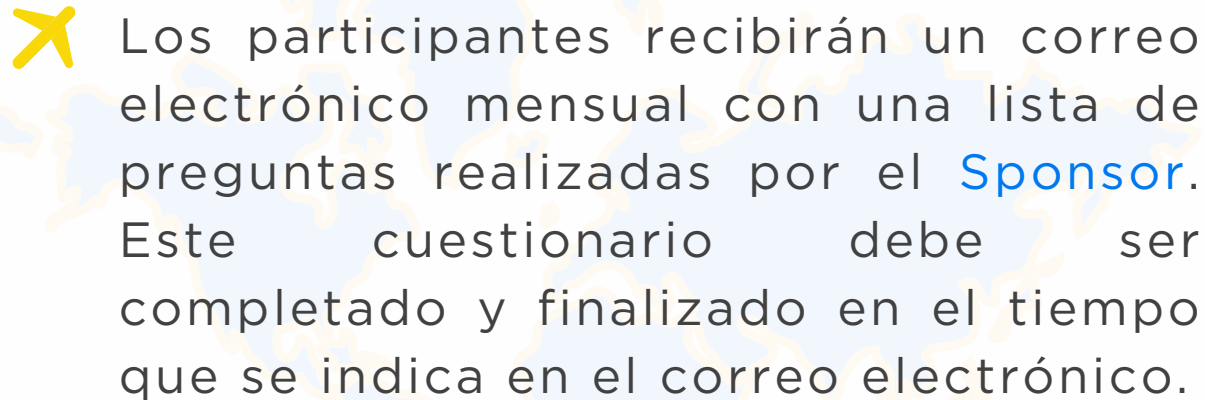
Please read, then click on the red button to complete SEVIS Step 1 (Check In). You can also complete SEVIS Step 1 (Check In) using the reminder email you received on your arrival date.

WHEN AND HOW CAN I APPLY FOR SOCIAL SECURITY?

1. You may apply for Social Security 2 business days after completing your SEVIS Check-In.
2. Bring your passport, J1 visa and DS-2019 form with you to the Social Security office.
3. On your Social Security Application, list your employer's address, as your housing address may not yet be registered with the U.S. Postal Service.
4. If you have any problems at Social Security, ask the official who you spoke with to write down the problem, his/her name, his/her phone extension and email address. Then, email ERDT with this information at emily@erdworkandtravel.org. **Important! Without a phone extension or email, ERDT cannot help you.**
5. After you have successfully applied for Social Security, they will give you a letter. Show this letter to your employer. This letter allows you to begin work immediately. For more information, see this website: <http://www.socialsecurity.gov/employer/hiring.htm> or contact ERDT.

WHAT DO I NEED TO DO ON MY FIRST DAY OF WORK?

MONTHLY CHECK-IN

- 
- A faint, light blue world map is visible in the background of the slide, centered behind the text.
- ✈ Los participantes recibirán un correo electrónico mensual con una lista de preguntas realizadas por el **Sponsor**. Este cuestionario debe ser completado y finalizado en el tiempo que se indica en el correo electrónico.

INSURANCE

- ✈ La tarjeta de asistencia del participante proporciona una cobertura contra los riesgos típicos de los viajeros internacionales, como accidentes, enfermedades repentinas y más. Como se trata de una tarjeta de asistencia de viaje para una estancia temporal en el extranjero, se aplican algunas limitaciones y exclusiones.
- ✈ El Sponsor te proporcionará por medio de correo electrónico el manual de la tarjeta de asistencia y la compañía de seguro que contrató, así como también, como activar la tarjeta y la cobertura de la misma.





GRACIAS

**WORK AND TRAVEL
TEMPORADA 2023-2024**
